



Tooth Mould Chart
Guide for Tooth Form and Size



- ★ Multiple bio-forms of moulds for choice
- ★ Classical 16 A-D shades and bleach shades available
- ★ Highly cost-effective and reliable



Shandong Huge Dental Material Corporation

Add / No. 68 Shanhai Road, Donggang District, Rizhao City, Shandong Province,
276800, P.R. China.

Tel / +86 (633) 2277268 marketing@hugedental.com www.hugedental.com

 Huge Dental

 Huge Dental

 Huge Dental

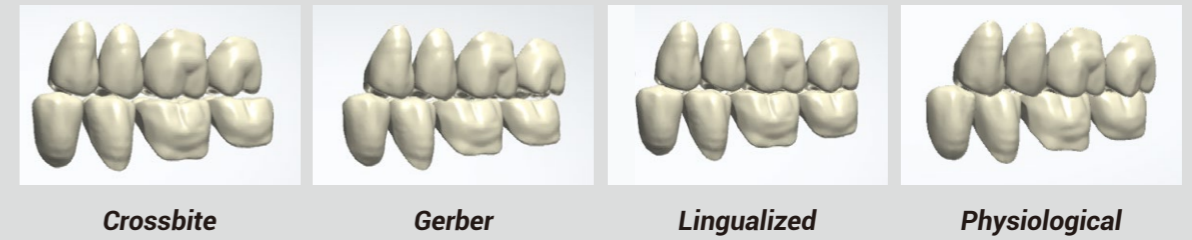
Aesthetically Pleasing Results



Consider Functionality

Elevating the Efficiency of Denture Design

All KAILI tooth moulds now digitally available in CAD softwares including 3Shape & exocad. By trying HUGE Digitalife™ denture solutions, you can easily insert the carded teeth into digitally fabricated denture base after making tooth arrangement through computer-aided design.



Reliable Chewing Efficiency



- >> Contact points enable the denture to be chewed in a stable state, and lay the foundation for a balanced occlusion.
- >> Covers various setup concepts including Gerber, Physiological, Buccal and Crossbite.

Great shade match.
Great performance.



Simple setup with high stability.



Stable quality, fit user habits

With over 30 years clinical application experience, KAILI has taken into account the improvement of user experience while ensuring high-quality.



Natural appearance and easy to use



- >> Two-layer effect and multiple familiar moulds
- >> Labeling patent technology without wax, convenient to use
- >> Reasonable price and good quality
- >> New 30S and 32S in posteriors give more solutions

Performance Features

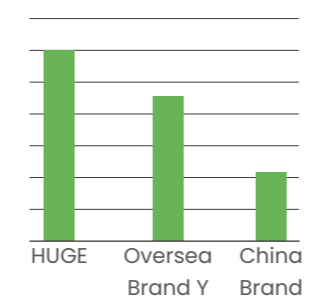
Long-term clinical experience gains KAILI a better quality and performance.

Imported raw material and advanced technology, foundation of great performance

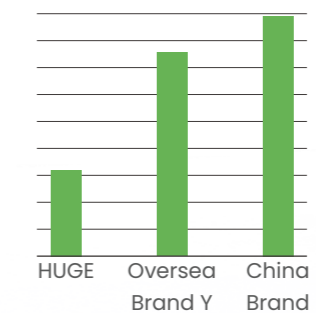
- Made from high-quality PMMA material enhanced with cross-linking agents
- Minimum water absorption and better wear resistance
- Resistant to discoloration and anti-aging ability
- Excellent hardness and stable quality
- Multiple thermal press molding technology

Physical Property^[1]

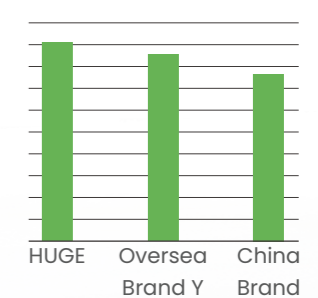
Vickers Hardness/HV0.2



Staining Test/ ΔE



Bonding Strength/N



[1] Test Report, HUGE Dental Official Laboratory, 2023

KAILI
Artificial Denture Teeth

Focus on aesthetics, function and performance.

Moulds

- >> 9 upper anterior moulds
- >> 5 lower anterior moulds
- >> 12 posterior moulds

Shades

- >> Classical 16 A-D shades
- >> Bleaching shades available at request: A0, A00

Packaging


- >> Anterior: 6x16/Box (6pcs/card, 16 cards/box)
- >> Posterior: 8x12/Box (8pcs/card, 12 cards/box)
- >> Full set: 28x1/Box (1 full set)
- >> Full sets: 28x1x4/Box (4 full sets)



HUGE Digitalife™ Denture Solution

HUGE Digitalife™ is our state-of-the-art Digital Denture Design Concept. It features the harmonious integration of base and denture teeth.

We've now made our entire range of tooth libraries available for 3Shape and exocad. With our functional designs and aesthetically pleasing results, we hope both your professional team and your patients will appreciate the quality of dentures made from digitally fabricated bases and prefabricated teeth.



01 >> Oral Scan

02 >> CAD Process

03 >> Print Base

i-Vinci Intraoral Scanners

HUGE Tooth Libraries available in 3shape and exocad

3D Denture Base Resin 3D Printer



05 << Great Result

04 << Teeth Bonding

03 << Mill Base

Enjoy Perfect Smiles

HUGE Prefabricated Synthetic Polymer Teeth
HUGE Digital Bond Kit

HUGE Pink PMMA BLOCK Milling Machine



FD Initial Setup

Artificial teeth in block with gingiva 17-27



Smile Composer

Maxillary base

Mandibular base

Design tools

Symmetric design
Attention! The change of predefined teeth placement may alter occlusal scheme.

Order: Artificial teeth in block 17-14, 13-23, 24-27, 37-34, 33-43, 44-47, Gings 17-27, 37-47
Clinic: 1770070027

3shape
(available now)

 **SQUARE**



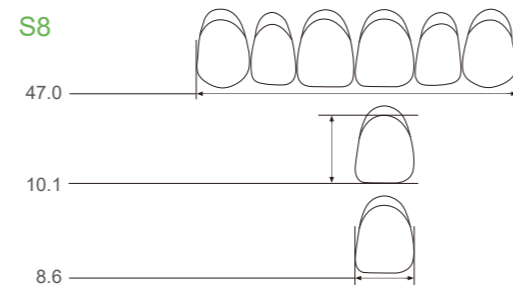
 **TAPERING**



 **TAPERING**

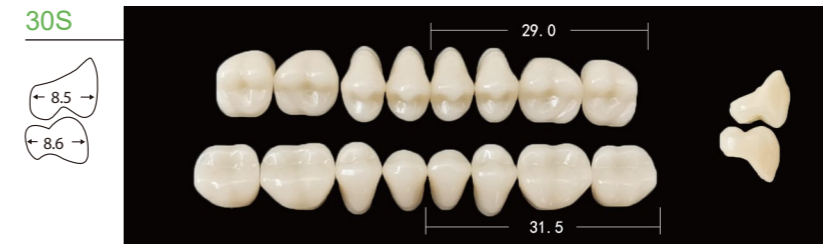
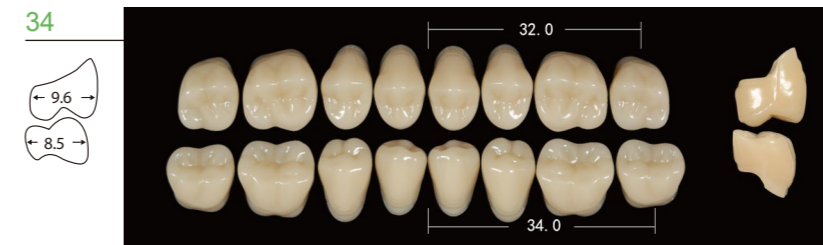


LOWER ANTERIORS



All measurements in millimeters.

POSTERIOURS 28°





COMBINATED ARTICULATIONS		
Upper	Lower	Posterior
anterior	anterior	28°
T2	L2	30
T4	L4	30
T6	L6	32/30S
T8	L8	34/32S
T10	L10	*36M
S2	L2	30
S4	L4	30
S6	L6	32/30S
S8	L8	34/32S

- >> the dimensions of the teeth have a tolerance of 5% less than from the values shown in the mould chart;
- >> Colour and blending of shades: designed as per the natural tooth structure to make the tooth show the translucent opalescence effect in shade and its transition for enamel and dentine;
- >> No porosity and other defects: no porosity or defects, such as rough trimming, rough finish or visible impurities on the coronal surfaces;