



Tooth Mould Chart
Guide for Tooth Form and Size



MAIST

Synthetic Polymer Teeth

- ★ Natural and lively play of shape and color
- ★ High-performance durable material
- ★ Various ideal moulds and shades for all cases
- ★ Vivid 5-layer appearance



Shandong Huge Dental Material Corporation

Add / No. 68 Shanhai Road, Donggang District, Rizhao City, Shandong Province,
276800, P.R. China.

Tel / +86 (633) 2277268 marketing@hugedental.com www.hugedental.com

Facebook Huge Dental

Instagram Huge Dental

Youtube Huge Dental

Your Partner in Prosthetic Dentistry

HUGE

Close to Natural Vividness

Designed by natural aesthetics, these tooth moulds help bring back patients' confidence in their smile.



Stunning anterior tooth moulds, delivering incomparable natural esthetic effect

- >> Rich multi-layered design concept
- >> Lifelike surface texture
- >> Shiny and translucent incisal
- >> Harmonious shading transition when set up teeth
- >> A variety of shapes and shades to choose



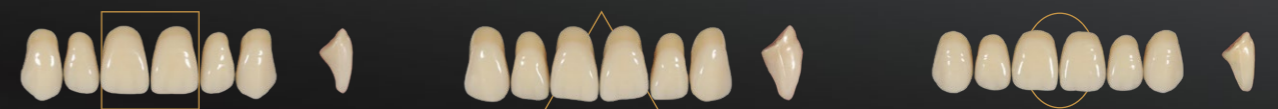
Functional descriptions

- >> Wide neck form to cover individual structural elements
- >> Harmonious enamel layer around to allow free custom adjustment
- >> Mechanical de-edging produces perfect and translucent flanks



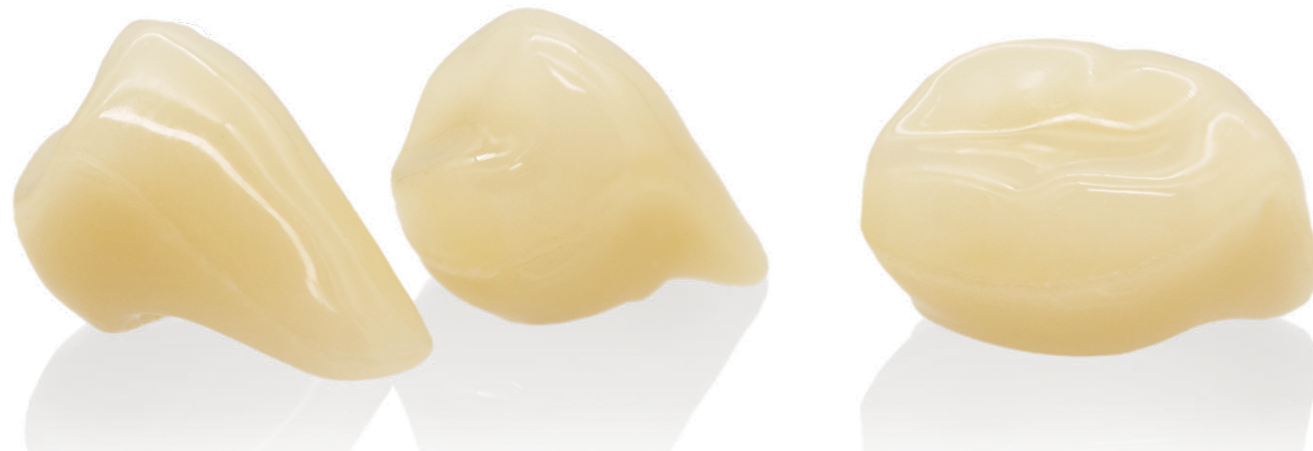
Tooth mould design concept

According to human facial forms, the tooth shapes are designed into three most popular shapes



Functional Posteriors

Center on restoring occlusal function, the occlusal surface is multifunctionally designed to achieve flexible set-up.



Functional occlusion design



- >> Universally adaptable and reliable for all concepts of occlusal patterns with multifunctional occlusal surface design
- >> Easy and intuitive set-up with occlusion designed by the cogwheel principle
- >> Efficient set-up with precise and easy-to-find centric design
- >> Anatomical occlusal cuspal design for 28°^[1] and non-anatomical for 0°^[2]



[1] SEMI-ANATOMIC

MAIST 28° posteriors show the same physical properties as DCL Anteriors and have a 28 degree cuspal inclination as well as an optimum degree of intercuspation in the centric position, providing for a wide area of indications in partial and complete dentures.



[2] NON-ANATOMIC

MAIST Z1 and Z2 are designed in accordance with mechanical principles rather than from the viewpoint of anatomic replication.

Concentrate on Performance

In addition to giving beauty and function to the denture teeth, performance and durability also counts

High-performance material, basis for impressive durability

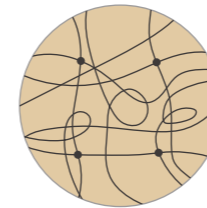
All layers are made from highly cross-linked material (DCL)

Denser material structure

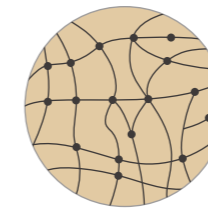
Higher molecular weight

Better wear-resistance and stain-resistance than conventional PMMA

Excellent bonding strength to denture base material

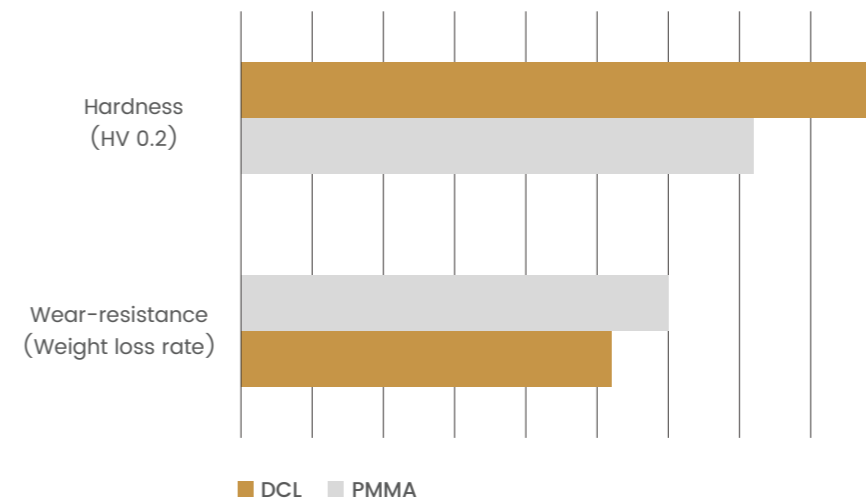


PMMA Polymer



DCL Polymer

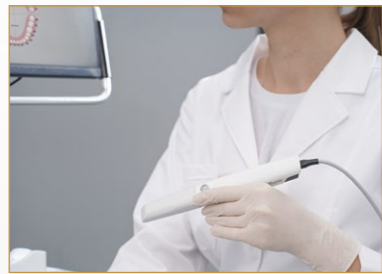
Performance of DCL Material



HUGE Digitalife™ Denture Solution

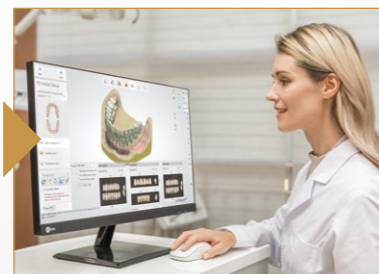
HUGE Digitalife™ is our state-of-the-art Digital Denture Design Concept. It features the harmonious integration of base and denture teeth.

We've now made our entire range of tooth libraries available for 3Shape and exocad. With our functional designs and aesthetically pleasing results, we hope both your professional team and your patients will appreciate the quality of dentures made from digitally fabricated bases and prefabricated teeth.




01 >> Oral Scan

i-Vinci Intraoral Scanners



02 >> CAD Process

HUGE Tooth Libraries available in 3shape and exocad



03 >> Print Base

3D Denture Base Resin
3D Printer



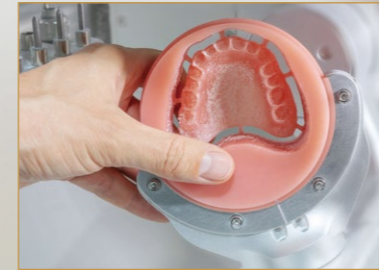
05 << Great Result

Enjoy Perfect Smiles



04 << Teeth Bonding

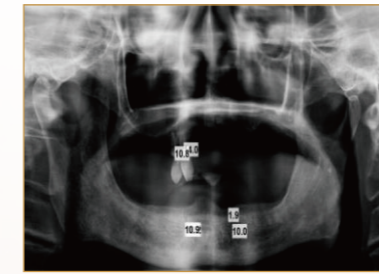
HUGE Prefabricated Synthetic Polymer Teeth
HUGE Digital Bond Kit



03 << Mill Base

HUGE Pink PMMA BLOCK
Milling Machine

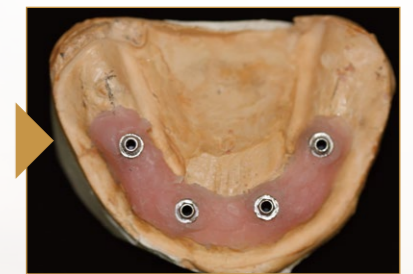
Implant-Supported Denture Prosthetics



01 >>
Take X-ray and decide the placement location for the dental implants



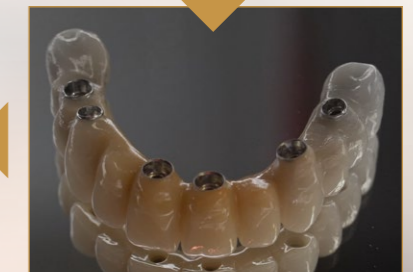
02 >>
Place implant inside the bone and add locator platform



03 >>
Take impressions and place supported denture onto model



05 <<
Final result




04 <<
Dentures with holes for implants



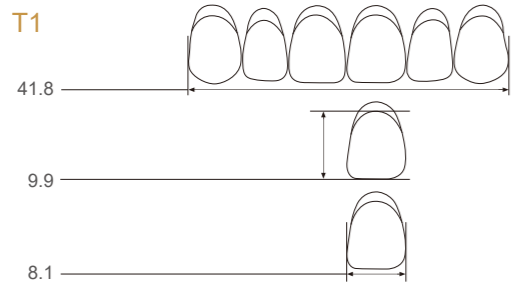
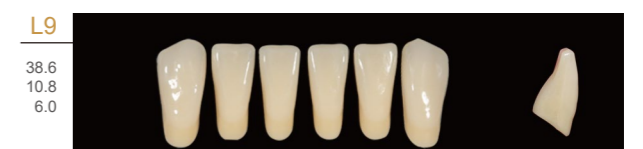
3shape 
(available now)



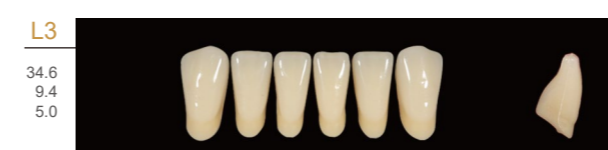
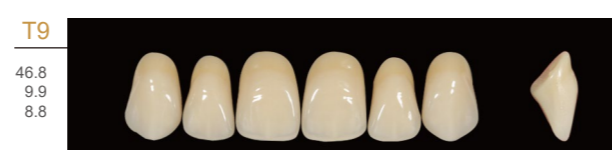
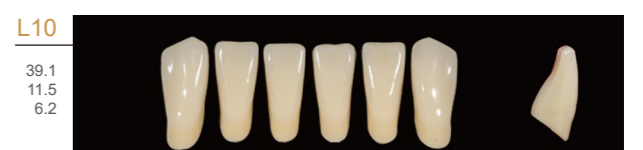
LOWER ANTERIORS



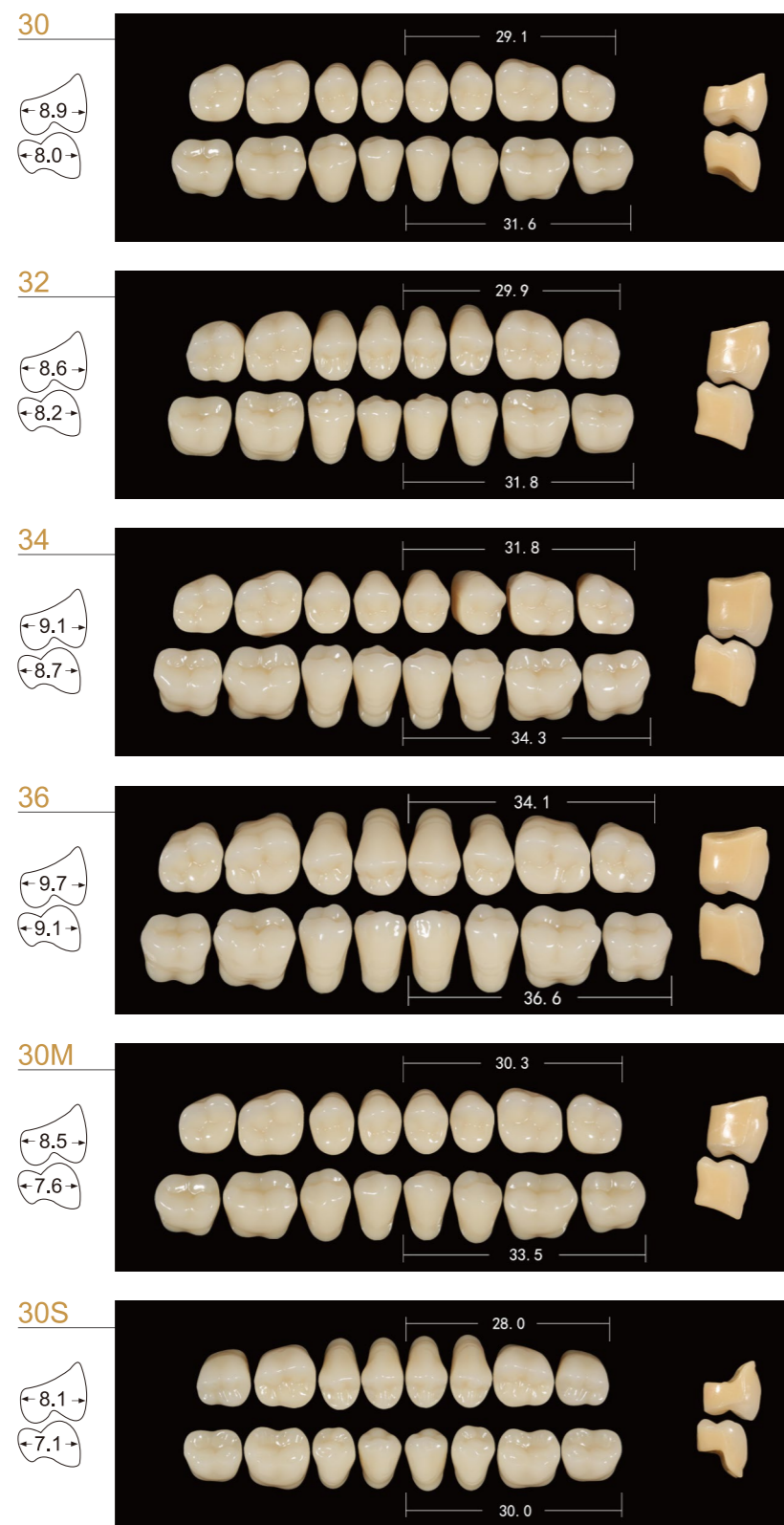
LOWER ANTERIORS



All measurements in millimeters.



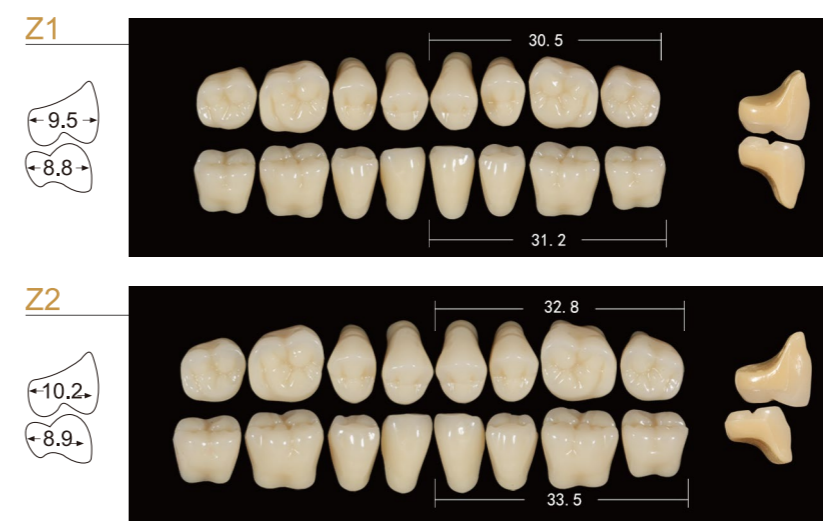
POSTERIOR 28°



POSTERIOR 28°



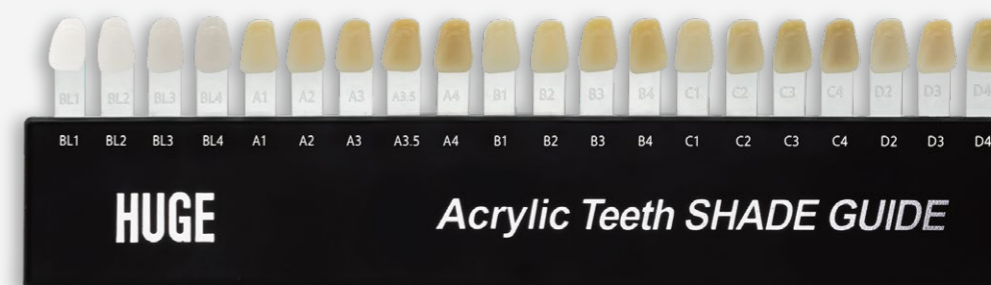
POSTERIOR 0°



| COMBINATED ARTICULATIONS | | | | | |
|--------------------------|---------|-----------|----|-----|-----|
| Anterior | | Posterior | | | |
| Upper | Lower | A | B | C | D |
| S1 | L1 | 30 | Z1 | 30M | 30S |
| S2 | L2 | 30 | Z1 | 30M | 32S |
| S3 | L2 | 34 | Z2 | | 32S |
| S4 | L3 | 34 | Z2 | | |
| S5 | L7/L10 | 36 | Z2 | 36M | |
| S6 | L8 | 36 | Z2 | | |
| T1 | L1 | 30 | Z1 | 30M | 30S |
| T2 | L2 | 32 | Z1 | 30M | 32S |
| T3 | L5 | 34 | Z2 | 30M | 32S |
| T4 | L6 | 34 | Z2 | | |
| T5 | L8/L10 | 36 | Z2 | 36M | |
| T6 | L7/L11 | 34 | Z2 | | |
| T7 | L3 | 30 | Z1 | 30M | 32S |
| T8 | L11 | 32 | Z1 | | 32S |
| T9 | L11/L12 | 32 | Z1 | | 32S |
| O1 | L1 | 30 | Z1 | | 30S |
| O2 | L1 | 30 | Z2 | | 30S |
| O3 | L2 | 34 | Z2 | 30M | |
| O4 | L4 | 34 | Z2 | | |
| O5 | L7/L11 | 36 | | | |

MAIST Prefabricated artificial denture teeth

- >> Guiding by natural aesthetics, design the artificial teeth to bring back patients' confident smile and to impress
- >> Classical 16 A-D shades
- >> Bleach shades available at request: A0, A00, BL1-BL4



- >> 20 × upper anterior moulds
- >> 12 × lower anterior moulds
- >> 20 × posterior moulds

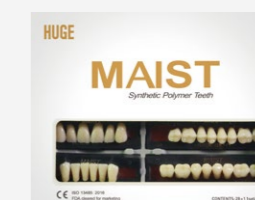
Anterior: 6×1×16/Box (6pcs/card, 16 cards/box)
 Posterior: 8×1×12/Box (8pcs/card, 12 cards/box)
 Full set: 28×1/Box (1 full set)



6×1×16/box
(6 pcs/card, 16 cards/box)



8×1×12/box
(8 pcs/card, 12 cards/box)



28×1/single box